


Main Feature

- Compact and low in height
- Low current consumption
- Cross Ref. No. ASVTX-11

Application

- Cellular and cordless phones
- Portable radio equipment



3.2*2.5*1.2mm

Standard Specification

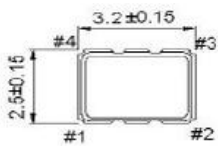
Frequency Range: 10.00MHz ~ 40.0MHz
 Supply Voltage: 3.3V, 2.5V, 2.8V, 3.0V
 Frequency Stability Vs Operating Temperature : $\pm 1.5\text{ppm} \sim \pm 5.0\text{ppm}$
 Control Voltage: 0.4-2.4V
 Operating Temperature: $-10 \sim +60\text{C}$; $-20 \sim +70\text{C}$; $-40 \sim +85\text{C}$
 Storage Temperature: $-40\text{C} \sim +85\text{C}$
 Aging (at 25°C): $\pm 1.0\text{ppm}$
 Load: $10\text{K}\Omega // 10\text{pF}$
 Start up Time: 2.0 ms Max.
 Output Wave form: Clipped Sine Wave
 Control Voltage: $\pm 8\text{ppm}$ Min
 Frequency Vs Load: $\pm 0.2\text{ppm}$
 Frequency Vs Supply Voltage: $\pm 0.2\text{ppm}$
 Frequency Vs Tolerance (at 25°C): $\pm 1.5\text{ppm}$
 Phase noise: $-135\text{dB/HC Max@1kHz}$
 Package: 1000pcs/Reel

Input Current

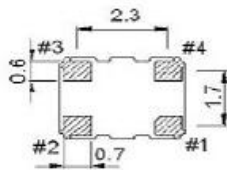
Frequency Range in MHz	Current Max. (mA)
10.000~19.6800	1.5mA Max
19.6800~32.000	2.0mA Max
32.000~40.000	2.5mA Max

Dimension (Unit: mm)

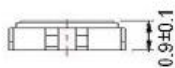
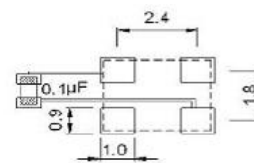
Top View



Bottom View



Solder Pattern



PIN	FUNCTION
1	Vcon
2	GND
3	Output
4	Vdd

TGS part No. Guide

TGS	VTCM32	30	BD	T	LF	XX	-27M0000
	1	2	3 4	5	6	7	8

- 1) VTCM32: TGS Part Family No.
- 2) Supply Voltage; 50-2.5V; 30-3.0V; 33-3.3V; 20-2.8V
- 3) Frequency Stability: A: $\pm 1.5\text{ppm}$; B: $\pm 2.0\text{ppm}$; C: $\pm 2.5\text{ppm}$; D: $\pm 3.0\text{ppm}$; E: $\pm 4.0\text{ppm}$; F: $\pm 4.5\text{ppm}$; J: $\pm 5.0\text{ppm}$
- 4) Operating Temp: D- $0 \sim 70\text{C}$; E: $-10 \sim +60\text{C}$; F: $-20 \sim +70\text{C}$; G: $-40 \sim +85\text{C}$
- 5) T: Tape/Reel 6) LF: RoHS compliant 7) XX: 2 letters as Internal Control Code
- 8) Frequency Range in MHz or specify

